




DISNEY PLANNING HANDBOOK



Table of Contents

INTRODUCTION/PURPOSE	6
THE ICONS	6
SO YOU'RE GOING TO DISNEY?	6
EXTRA PLANNING RESOURCES	6
THE DISNEY PLANNING PROCESS OVERVIEW	9
<i>Steps to Disney Planning:</i>	<i>10</i>
TRAVEL DATES	12
BUDGET	12
ON SITE PLANNING	13
<i>Filling out the Budget Sheet:</i>	<i>14</i>
📄 FAMILY GOALS CHART.....	15
MY FAVORITE WAY TO SAVE	15
PICKING THE RIGHT DISNEY PACKAGE	16
PICKING THE RIGHT DISNEY RESORT	16
📄 PICKING THE BEST DISNEY RESORT	17
PICKING THE RIGHT DINING PLAN	18
📄 DINING PLAN COMPARISON	19
DECIDING IF THE DINING PLAN WILL SAVE YOU MONEY	20
<i>Regular Dining Plan Cost Comparison:</i>	<i>21</i>
PICKING THE RIGHT DISNEY PARK TICKETS.....	22
<i>Decisions to make for Ticket Pricing:</i>	<i>22</i>
<i>Ticket Pricing Scenarios</i>	<i>23</i>
FINISHING TOUCHES ON YOUR MAGIC YOUR WAY PACKAGE	24
OFF SITE PLANNING	24
MAKING THE DECISION TO STAY OFFSITE.....	24
📄 ONSITE VS. OFFSITE DECISION.....	25
<i>Filling out the Off Site Tool:</i>	<i>26</i>
MAPPING IT OUT	27
<i>Filling out the Off Site Tool:</i>	<i>28</i>
THE VACATION COUNTDOWN AND THE OVERWHELMING TASKS	28
<i>Filling out the Planning Timeline:</i>	<i>29</i>
<i>Filling out the Vacation Calendar:</i>	<i>30</i>
CHECKPOINT	30
📄 <i>Budget</i>	30
📄 <i>On Site or Off Site</i>	31
📄 <i>Magic Your Way Package</i>	31
📄 <i>Park Tickets</i>	31
📄 <i>Annual Pass</i>	31
📄 <i>Transportation</i>	32
📄 <i>Magical Express</i>	32
DETAILED PLANNING	33
<i>Checking the Park hours for your Planner:</i>	<i>33</i>

USING YOUR PARK DAY PLANNER	34
<i>Checking the Park hours for your Planner:</i>	<i>34</i>
<i>%How to Pick Park Days.....</i>	<i>35</i>
WHAT'S NEXT?	35
WHAT IS AN ADR? (ADVANCED DINING RESERVATION).....	35
📖 QUICK SERVICE VS. TABLE SERVICE DECISION	36
📖 RESERVATION REQUIREMENTS:.....	36
<i>Completing the ADR Planner:</i>	<i>39</i>
MAKING ADR'S ON THE DINING PLAN	40
<i>Completing the ADR Planner:</i>	<i>41</i>
<i>Completing the ADR Planner:</i>	<i>43</i>
 FAST PASS PLANNING	44
IS SINGLE RIDER RIGHT FOR YOU?	45
📖 SINGLE RIDER RECOMMENDATIONS.....	46
BOOKING YOUR FASTPASSES IN ADVANCE	46
📖 FASTPASS+ PLUS BOOKING OPTIONS	46
 FASTPASS PLUS RECOMMENDATION CHARTS.....	49
FASTPASSES AND YOUR "MUST DO'S"	56
<i>Completing the Attractions checklist:.....</i>	<i>58</i>
THE DINING PACKAGE – THE BEST KEPT SECRET IN DISNEY WORLD.	58
A FEW MORE THINGS ABOUT FASTPASSES	59
COMMON FASTPASS MISCONCEPTIONS	60
MEETING CHARACTERS	60
DISNEY CHARACTER EXPERIENCE GUIDE	61
<i>Using the character experience guide:</i>	<i>61</i>
HOW DO I RESERVE A CHARACTER DINING EXPERIENCE?	61
<i>Booking Character Dining:.....</i>	<i>62</i>
MEETING CHARACTERS AT THE PARKS.....	62
DISNEY CHARACTER SPOTTING GUIDE	63
<i>Using the character spotting guide:</i>	<i>63</i>
TRANSPORTATION	64
TRANSPORTATION OPTIONS CHART	64
<i>Using the transportation guide:</i>	<i>65</i>
PLANNING EACH DAY IN DETAIL	66
<i>Using the daily planner:.....</i>	<i>67</i>
KEEPING IT ALL TOGETHER AT THE PARKS	67
<i>Using the pocket card:.....</i>	<i>68</i>
MAGIC BANDS.....	68
MAGIC BAND PLANNER.....	70
<i>Using the pocket card:.....</i>	<i>70</i>

SPECIAL EVENTS AND MAGICAL EXTRAS	71
CHECKPOINT 2.0.....	71
CHECKPOINT PRINTABLE	72
<i>Using the completion checklist:.....</i>	<i>72</i>
PACKING	73
<i>Using the Packing List:.....</i>	<i>74</i>
<i>Using the Outfit Planner:.....</i>	<i>75</i>
<i>Using the Park Bag Planner:.....</i>	<i>76</i>
MAINTAINING YOUR HOUSE WHILE YOU'RE GONE.....	77
<i>Using the While we were out planner:</i>	<i>78</i>
 MEMORY MAKER AND PHOTOPASS.....	79
<i>What is memory maker?</i>	<i>79</i>
<i>Alternative to Memory Maker.....</i>	<i>80</i>
CHECKPOINT 3.0.....	81
WHILE YOU'RE THERE!.....	82
MEMORIES	82
<i>Using the Memories Page:</i>	<i>83</i>
NAVIGATING THE PROPERTY	83
IF DRIVING.....	84
<i>Disney Springs Area Attractions:</i>	<i>84</i>
<i>Disney Springs Area Resorts:</i>	<i>85</i>
<i>Epcot and Hollywood Studios Attractions:</i>	<i>85</i>
<i>Epcot and Hollywood Studios Area Resorts:</i>	<i>85</i>
<i>Animal Kingdom Area Attractions:.....</i>	<i>86</i>
<i>Animal Kingdom Area Resorts:.....</i>	<i>86</i>
<i>ESPN Area Attractions:.....</i>	<i>87</i>
<i>ESPN Area Resorts:.....</i>	<i>87</i>
<i>Magic Kingdom Area Attractions:</i>	<i>87</i>
<i>Magic Kingdom Area Resorts:</i>	<i>87</i>
UNDERSTANDING THE TTC.....	87
<i>Understanding the TTC Diagram:.....</i>	<i>88</i>
IF NOT DRIVING	89
INSIDE THE PARKS!.....	89
YOUR TOURING PLAN!.....	90
PARK MAPS	92
FOR THE KIDS.....	92
<i>Child Swap.....</i>	<i>92</i>
<i>Stroller Rental.....</i>	<i>93</i>
<i>Stroller Parking.....</i>	<i>93</i>
<i>Baby Care Centers</i>	<i>94</i>
SPECIAL SPOTS AND PLACES ON PROPERTY	94
<i>Keeping Cool in the Heat.....</i>	<i>95</i>
<i>Watching Parades and Fireworks.....</i>	<i>99</i>
<i>Shortcuts</i>	<i>101</i>

LET'S GET APPY! 103
 MY DISNEY EXPERIENCE 103
 SHOP DISNEY PARKS..... 106

SAVING MONEY..... 106
 MONEY SAVING TIPS 106

BEFORE WE DEPART – MY FAVORITE DISNEY TIPS! 109
 AVOIDING DISASTER..... 109
 KEEPING SANE..... 109
 MAKING THE MOST OF YOUR DAY 110
 STAYING COMFY 110
 TIPS FROM THE DISNEY VETERAN..... 111

Introduction/Purpose

This handbook is designed to help you easily understand how to use your newly purchased Disney planner. I want to thank you again for purchasing from me. If you have any Disney/travel needs in the future, please feel free to contact me and I'll be happy to work with you on those plans as well.

The Icons

Since I'm a visual person and I assume most of you are as well, I've placed Icons throughout this document to help you find what you need among the many words. Here is the key for the icons:



This indicates there are detailed instructions listed for a process.



This indicates that there is basic information on a particular item in this section.



This indicates information that is important to remember or write down.



This indicates more detailed information on the item is listed here.



This indicates there is information about one of the printables in the packet here.



This indicates an extra tip for vacation or planning is listed here.

So You're Going to Disney?

I assume by your purchase you have decided to go to Walt Disney World. Perhaps you have some idea of what to book or you have no clue. Either way, I hope to guide you through this process.

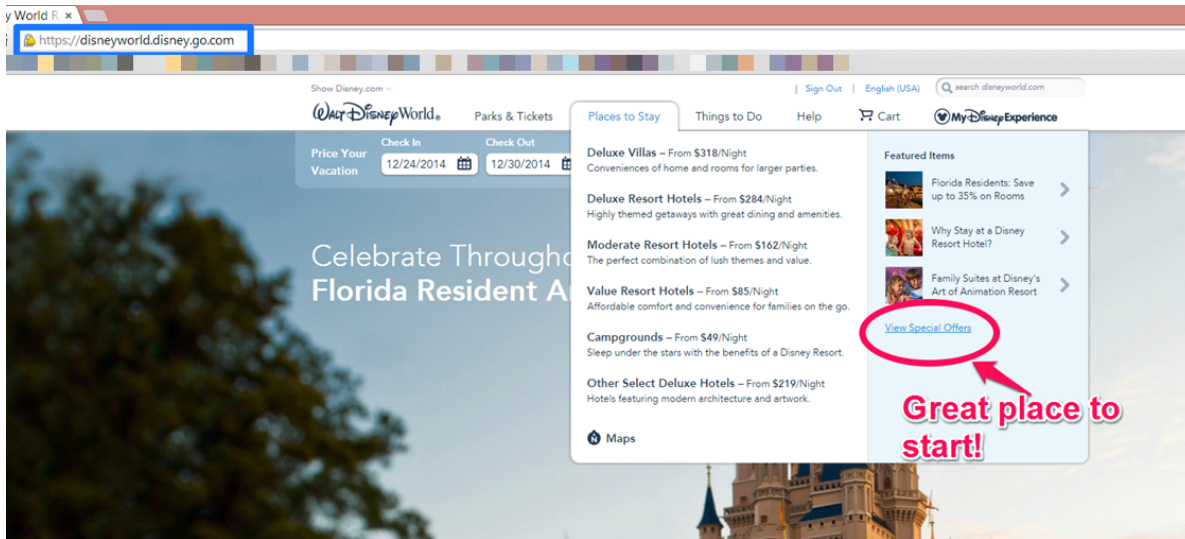
Extra Planning Resources

Before I go into my handbook, I want to recommend a few sites that are worthwhile to bookmark. They can help give you extra tips, information, and guides.

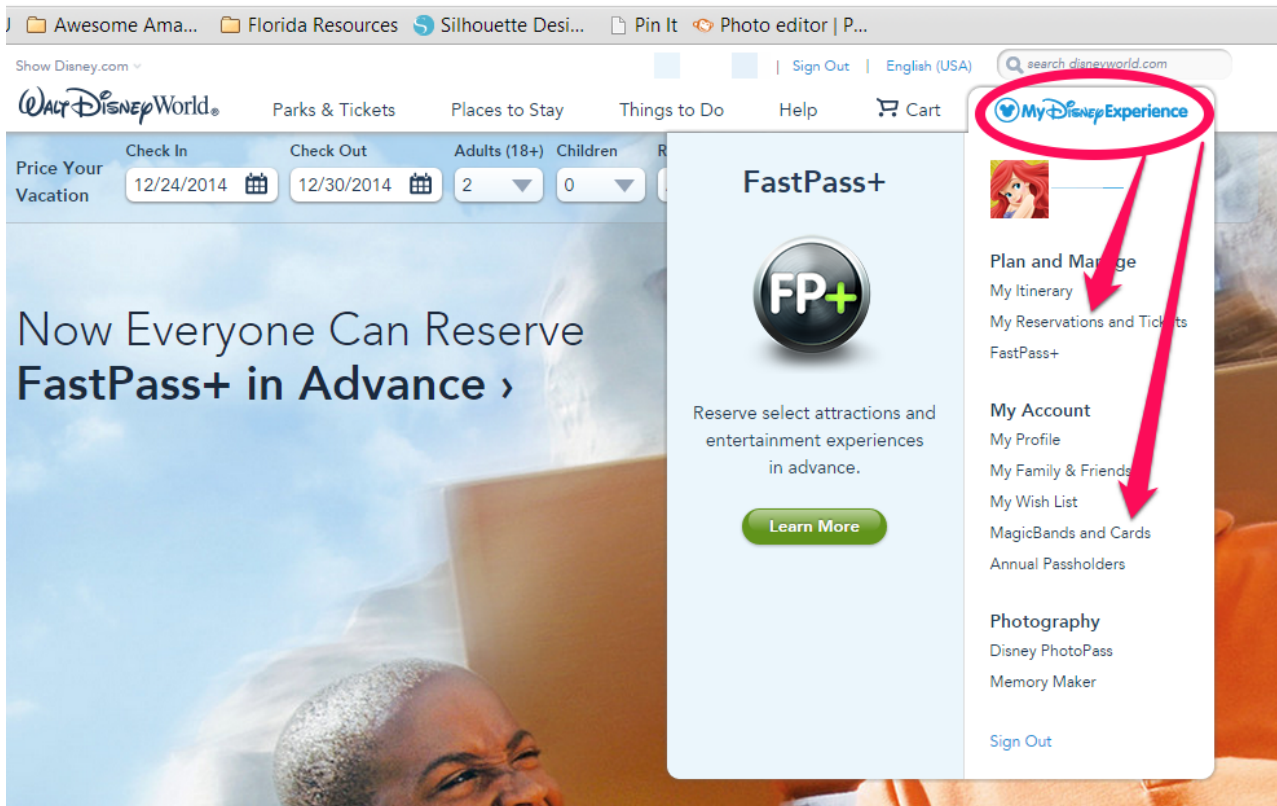
1. THE OFFICIAL DISNEY SITE:

- **Website:** <http://disneyworld.disney.go.com>
- **The Rundown:** This site is great for booking your package online, pricing your options, checking park hours, booking ADR's, etc... This website is a requirement to do any Disney planning online, so I highly recommend getting familiar with it early on.

- ☛ **Where to start:** I recommend starting at the 'view special offers' link I have outlined in the screenshot below. This is where you'll find all the current discounts and get your jumping off point for planning your package.
- ☛ **My Disney Experience:** Chances are you've heard of 'my Disney experience' by now. This is the name for Disney's system of fast pass and itinerary management. You plan and manage this from the official Disney site. I have this displayed in the second screenshot below. The most important things to note here are your fast passes and your magic bands.



Special offers screen



My Disney experience screen

2. THE DIS BOARDS:

- 📌 **Website:** <http://www.disboards.com>
- 📌 **The Rundown:** The Disboards are a set of *INCREDIBLY* helpful message boards for all things Disney. Many a Disney-phile including me, love the boards. There is information on everything here from planning to budget. You can also ask questions you need the answer to immediately and get plenty of opinions from experienced Disney visitors.
- 📌 **Where to Start:** I recommend first joining the boards so that you can post and then starting where you have the most questions. My favorite boards are the following: Budget, Theme Park Attractions and Strategies, Disney Restaurants, Disney World Tips, and Trip Reports.

The screenshot shows the DISboards.com website. At the top, there's a navigation bar with 'NEWS / UPDATES', 'FORUMS', 'BLOG', 'VIDEO', and 'PODCAST'. Below that, there are tabs for 'WALT DISNEY WORLD', 'DISNEY CRUISE LINE', 'DISNEYLAND', 'DVC', 'ADVENTURES BY DISNEY', 'HAWAII', and 'UNIVERSAL'. The main content area has a 'Home' and 'Forums' tab. A 'sign in/sign up' button is highlighted with a yellow arrow pointing to a 'Log in or Sign up' link in the top right corner. Another yellow arrow points to a 'Sign up now!' button in the right sidebar. The main content area displays 'Recent Posts' and a list of forum categories including 'Disney Trip Planning Forums', 'Welcome to the DIS', 'The DIS Unplugged Podcast', 'Theme Parks Attractions and Strategies', and 'Disney Resorts'. A 'Great New Feature' banner is also visible.

DIS Boards

3. WDW INFO:

- 📌 **Website:** <http://www.wdwinfo.com>
- 📌 **The Rundown:** This website is owned and operated by the same guys that do the DIS boards and has a wealth of information. My favorite thing about the site is the link to my favorite Disney podcast. Just go to the podcast link and listen to the Disney world podcasts for more information on Disney than you could imagine! Navigate under the 'Walt Disney World' tab for plenty of the best unofficial information out there on Disney world!
- 📌 **Where to Start:** Start at either the podcast (if you are an auditory learner) or the 'Walt Disney World' tab for the best information on Disney world.

link to DIS Unplugged

NEWS / UPDATES FORUMS BLOG VIDEO **PODCAST** REVIEWS DAILY UPDATES

WALT DISNEY WORLD DISNEY CRUISE LINE DISNEYLAND DVC ADVENTURES BY DISNEY HAWAII UNIVERSAL ORLANDO

Disney world info!

DISNEY NEWS STORIES See All

- SeaWorld lays off Clyde & Seamore mimes, among others
- Man sentenced to 5 years for Disney ticket scam
- Club 33 members upset about more changes to benefits
- Iger says future Star Wars attractions to be based on new films
- SeaWorld's CEO steps down
- Man sues SeaWorld for automatically renewing his annual pass
- Retirement date set for Disney's Meg Crofton
- Woman sues Disney, claiming disability after

3 MUST-SEE CHARACTER SPOTS THAT YOU MIGHT HAVE MISSED

Holidays at Universal Orlando Resort

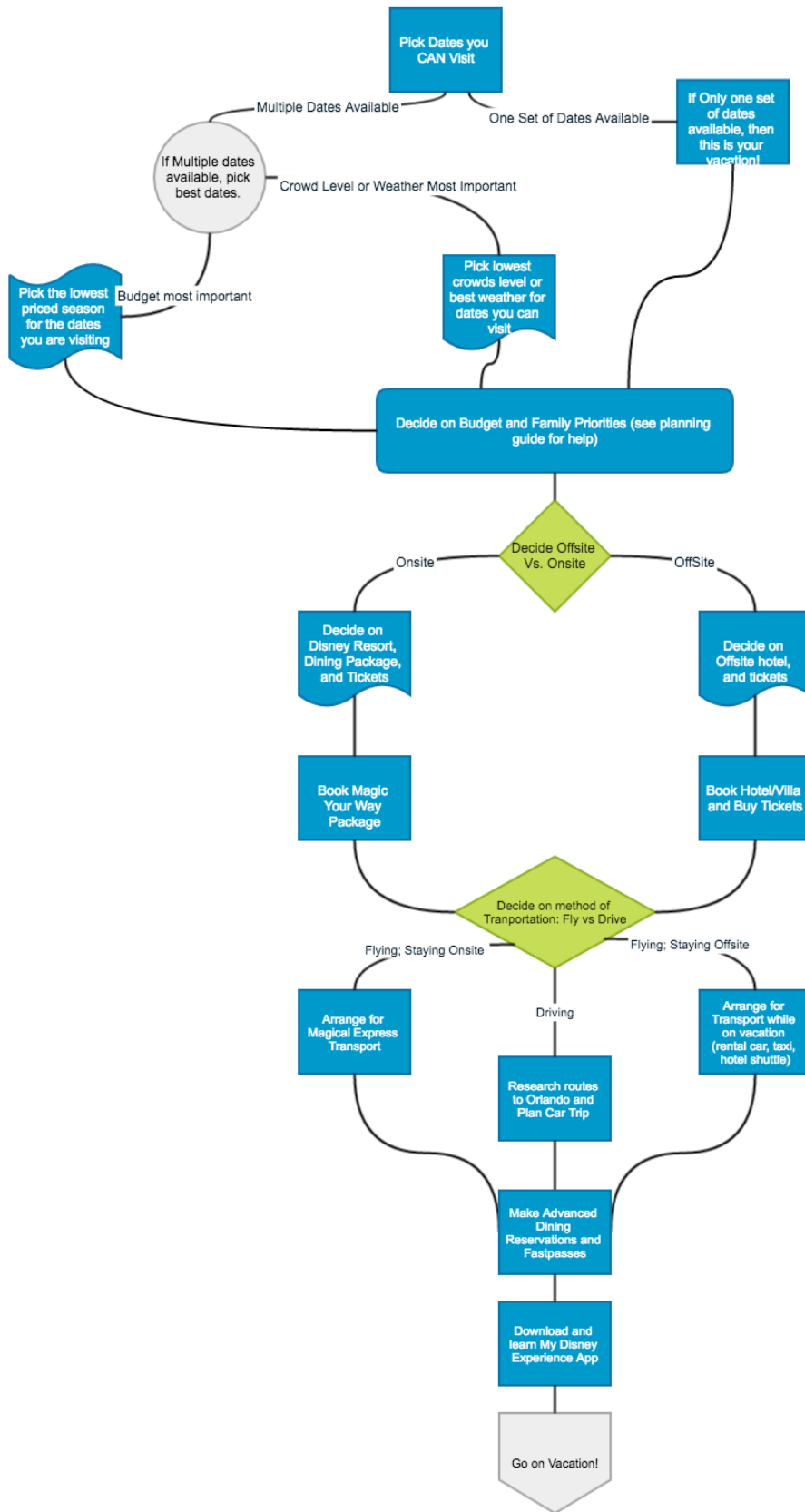
2-in-1

WDW Info

The Disney Planning Process Overview

i It Can be overwhelming to know where to start in planning. How do you know what to do first? What's the most important thing? In which order should you accomplish planning tasks? I'll go over all this in the planner you're reading but to make it super easy to understand, I've created a flowchart showing the process. Please review the flowchart below and my explanation of the items.


☰ The flowchart shows a very high level overview of planning. Each step may require more planning and research. This guidebook is here for just that reason!






Disney Planning Process Overview

Steps to Disney Planning:

1. *Decide on when you can go: This is really the most important item of priority. If you want a weeklong family vacation but can't go until school break, then there's your answer. You simply can't plan to go when you are unable to, so this is most important.*

 If you can go during multiple dates in the year, you can either pick your favorite date segment or pick based on the Disney Calendar. This means that depending on what's most important to you, you pick the season that fits you best. So as you see above, if weather or crowd level is most important, pick based on the season's weather and/or crowd level. If budget is most important, pick the season that will be the lowest in price. Please see the section on [travel dates](#) for more guidance on this subject.

2. *Decide on Budget and Family Priorities: See the sections following this one to help you figure this out. Booking on site or offsite will depend on your budget and priorities. Setting a budget is important because you need to be able to afford your vacation. All decisions you make for your vacation should have a budget in mind to guide you.*
3. *Decide on onsite vs offsite: The budget and priorities for your family will guide this. You must make a decision about where you will stay early on. The entire booking process will depend on this decision.*
4. *Book Room, tickets, and/or Package: Depending on if you are onsite or offsite, you need to make the appropriate bookings. If on site, you make a magic your way package. If offsite, make hotel and ticket reservations.*
5. *Decide on Transportation: Decide on flying vs driving. Often this comes down to budget and preferences.*
 -  *If flying and staying onsite, make Magical Express reservations. This is free.*
 -  *If Flying and staying offsite, make transportation arrangements. This may be a taxi, hotel shuttle, rental car, or paid shuttle service.*
 -  *If driving, ensure that you have a road trip plan. This may mean making multiple stops if you're driving from very far away.*
6. *Make ADRs and Fastpasses: These are needed regardless of where you are staying. This is the heart of your itinerary planning.*
7. *My Disney Experience Registration and app: Make sure you have the My Disney Experience app installed and that you know how to use it!*
8. *Go on vacation!*